

WEEKLY MARKET UPDATE

27/09/2021 - 04/10/2021

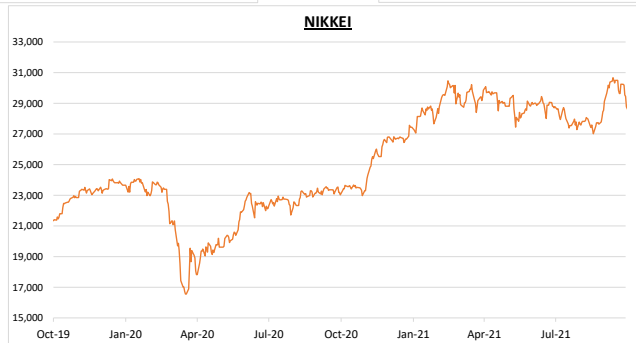
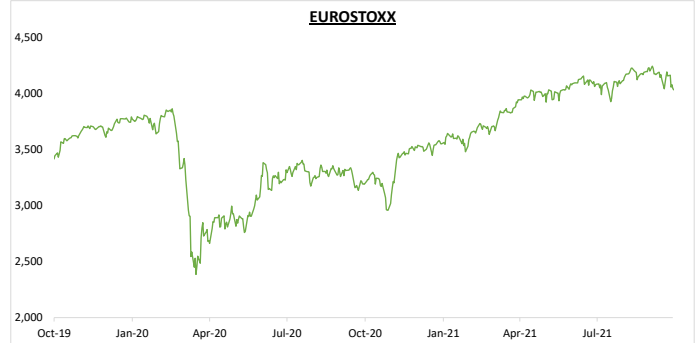
This newsletter is generic and we do not accept any responsibility about the information included therein. It is for information purposes only and it does not constitute an investment advice or recommendation. The content of this newsletter is as of the date stated above and MFO Asset Management Ltd, does not assume any responsibility to update this as a result of events occurred after that date. ©2020 MFO Asset Management Ltd.

EQUITY MARKETS

US	Last Price	1 Day % Change	1 Week % Change	Year to Date % Change
S&P 500	4,357.04	1.15%	-2.21%	16.00%
NASDAQ	14,566.70	0.82%	-3.20%	13.02%

EUROPE	Last Price	1 Day % Change	1 Week % Change	Year to Date % Change
Eurostoxx 50	4,035.30	-0.32%	-2.96%	13.59%
DAX	15,156.44	-0.68%	-2.42%	10.48%
FTSE 100	7,027.07	-0.84%	-0.35%	8.77%

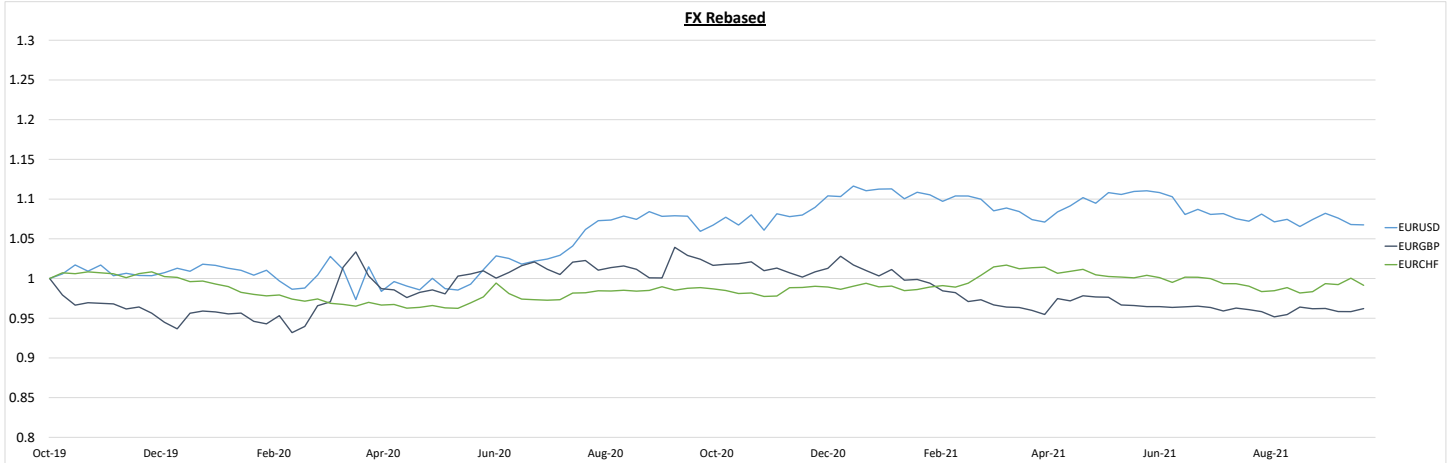
ASIA	Last Price	1 Day % Change	1 Week % Change	Year to Date % Change
Nikkei	28,442.26	-1.14%	-5.95%	3.64%
Hang Seng	24,045.83	-2.16%	-0.60%	-11.70%
Shanghai	3,568.17	0.90%	-2.03%	2.74%



CURRENCIES

	Last Price	1 Day % Change	1 Week % Change	Year to Date % Change
EURUSD	1.1599	0.03%	-0.82%	-5.05%
EURGBP	0.85647	-0.07%	-0.32%	4.35%

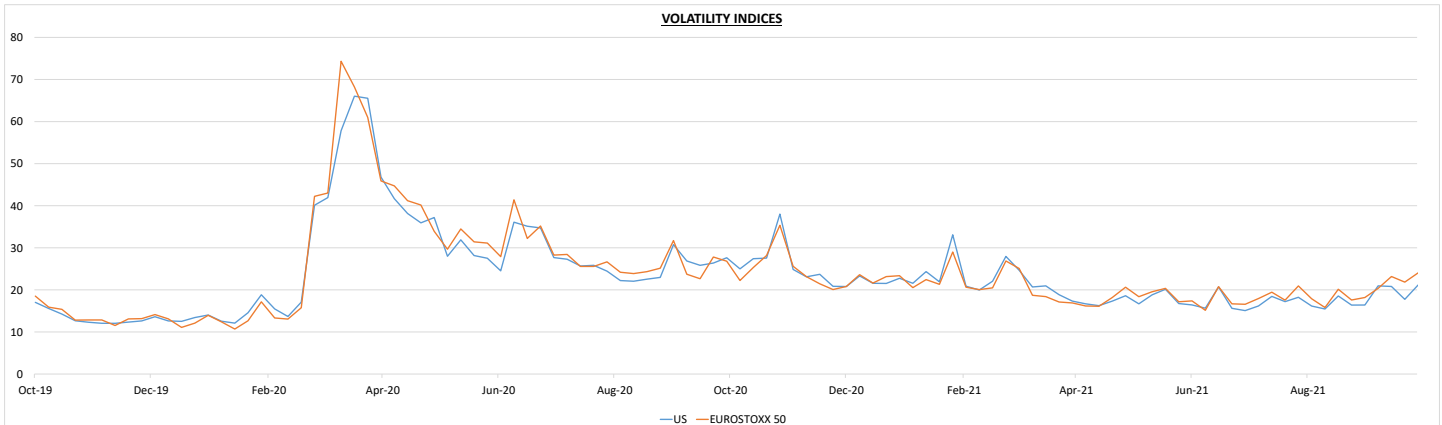
	Last Price	1 Day % Change	1 Week % Change	Year to Date % Change
EURCHF	1.07906	-0.02%	0.34%	0.20%
GBPUSD	1.3542	-0.03%	-1.14%	-0.94%



VOLATILITY

US VOLATILITY	Last Price	1 Day % Change	1 Week % Change	Year to Date % Change
	21.150	-8.60%	19.15%	-7.03%

EUROSTOXX 50 VOLATILITY	Last Price	1 Day % Change	1 Week % Change	Year to Date % Change
	24.039	3.43%	10.03%	2.87%



FIXED INCOME - GLOBAL

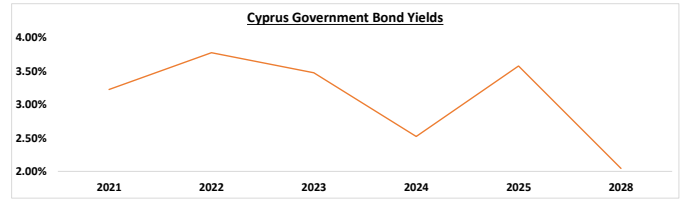
GOVERNMENT YIELDS

	Yield (2Y/10Y)	Spread (2Y/10Y)	2 Year Prices			10 Year Prices		
			1W Change (bps)	YTD Change	1Y Change (bps)	1W Change (bps)	YTD Change (bps)	1Y Change (bps)
US Treasuries	0.277 / 1.488	1.2110	60.00	-2213.00	148.00	176.00	-1197.00	809.00
Japan Treasuries	-0.128 / 0.066	0.1940	1.00	19.00	-1.00	18.00	71.00	55.00
Germany Bunds	-0.695 / -0.2	0.4950	27.00	-75.00	16.00	121.00	-439.00	336.00
Italy BTPs	-0.453 / 0.857	1.3100	41.00	-920.00	-199.00	143.00	-1882.00	37.00
UK Gilts	0.405 / 1.021	0.6160	153.00	-339.00	454.00	228.00	-254.00	788.00

FIXED INCOME - CYPRUS & GREECE

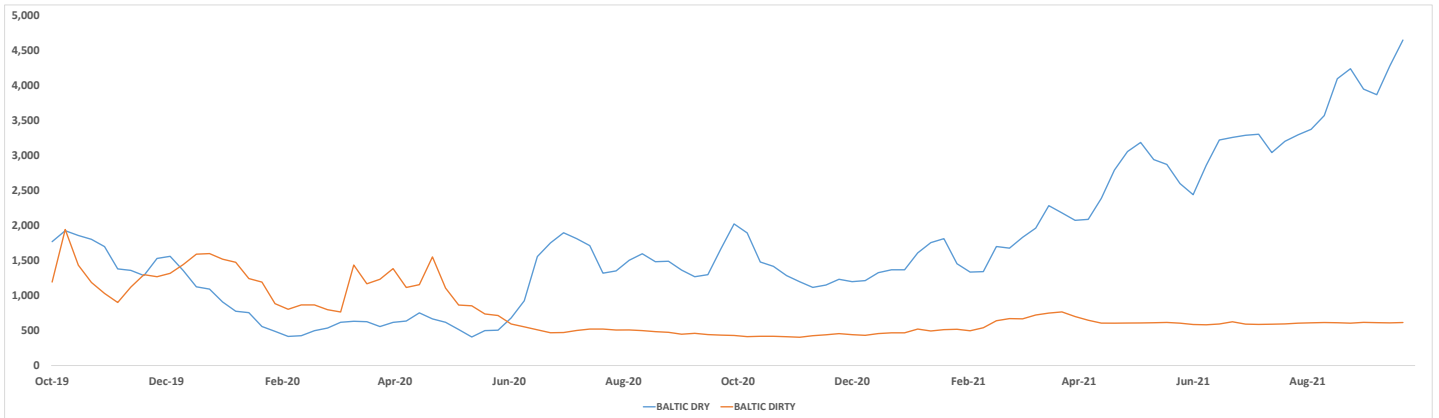
CYPRUS GOVERNMENT		Last Price	Yield %	1M Change (bps)	1Y Change (bps)
CY 3.25 15/12/21	100.76	3.23%	-10.36	-61.65	
CY 3.875 06/05/22	102.61	3.78%	-3.07	-35.20	
CY 3.75 26/07/23	107.88	3.48%	-3.14	-50.42	
CY 2.75% 27/06/24	109.02	2.52%	0.55	-59.09	
CY 4.25% 4/11/25	118.81	3.58%	5.79	-40.12	
CY 2.375% 25/9/28	116.15	2.04%	7.74	-31.45	

GREECE		Last Price	Yield (%)	1M Change (bps)	1Y Change (bps)
GGB 3.75% 30/01/2028	121.82	3.08%	1.59	-46.96	



SHIPPING

	Last Price	1 Day % Change	1 Week % Change	YTD % Change		Last Price	1 Day % Change	1 Week % Change	YTD % Change
Baltic Dry Index	5202	0.68%	12.02%	280.82%	Dirty Tanker	630	0.64%	2.61%	35.19%
Clean Tanker	496	0.00%	1.43%	28.83%	Supramax	3383	0.03%	0.71%	225.60%



COMMODITIES

ENERGY					AGRICULTURE				
	Price	1D Change (%)	1W Change (%)	YTD Change (%)		Price	1D Change (%)	1W Change (%)	YTD Change (%)
WTI Crude Oil	75.64	-0.32%	0.25%	58.08%	Corn	537.5	-0.74%	-0.37%	11.05%
Brent Crude	79.06	-0.28%	0.43%	55.78%	Coffee	204.05	5.18%	4.99%	59.10%

METALS				
	Price	1D Change (%)	1W Change (%)	YTD Change (%)
Gold	1761.15	0.01%	0.63%	-7.23%
Silver	22.6259	0.39%	-0.01%	-14.30%