

WEEKLY MARKET UPDATE

18/10/2021 - 25/10/2021

This newsletter is generic and we do not accept any responsibility about the information included therein. It is for information purposes only and it does not constitute an investment advice or recommendation. The content of this newsletter is as of the date stated above and MFO Asset Management Ltd, does not assume any responsibility to update this as a result of events occurred after that date. ©2020 MFO Asset Management Ltd.

EQUITY MARKETS

US	Last Price	1 Day % Change	1 Week % Change	Year to Date % Change
S&P 500	4,544.90	-0.11%	1.64%	21.00%
NASDAQ	15,090.20	-0.82%	1.29%	17.08%

EUROPE	Last Price	1 Day % Change	1 Week % Change	Year to Date % Change
Eurostoxx 50	4,188.81	0.80%	0.14%	17.91%
DAX	15,542.98	0.46%	-0.28%	13.30%
FTSE 100	7,204.55	0.20%	-0.41%	11.52%

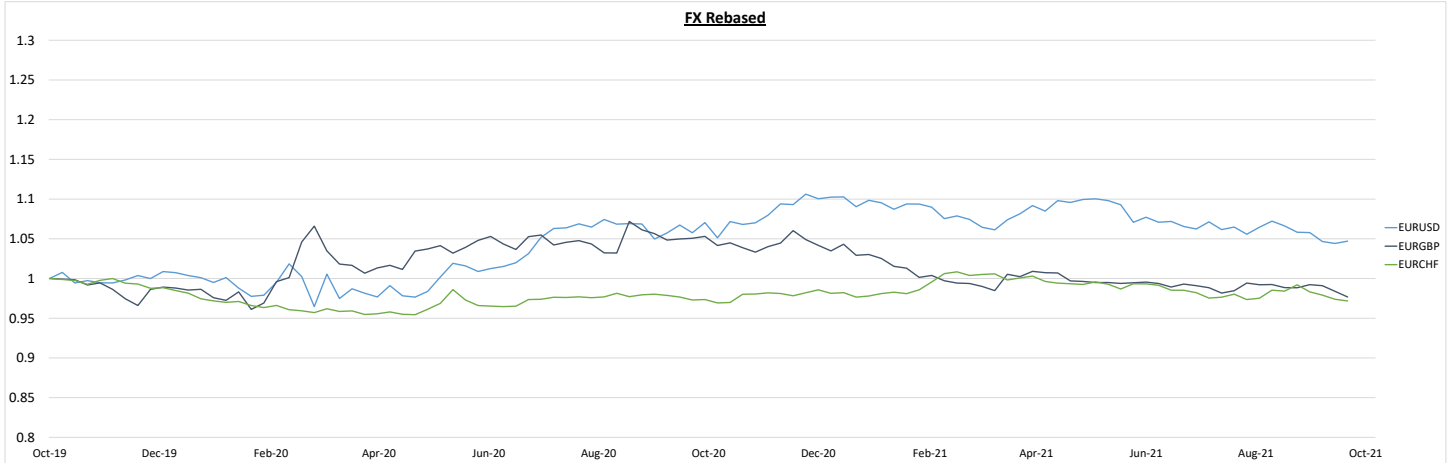
ASIA	Last Price	1 Day % Change	1 Week % Change	Year to Date % Change
Nikkei	28,592.99	-0.74%	-1.49%	4.19%
Hang Seng	26,150.78	0.09%	2.92%	-3.97%
Shanghai	3,596.29	0.38%	0.79%	3.55%



CURRENCIES

	Last Price	1 Day % Change	1 Week % Change	Year to Date % Change
EURUSD	1.1658	0.13%	0.41%	-4.57%
EURGBP	0.84584	0.08%	0.00%	5.66%

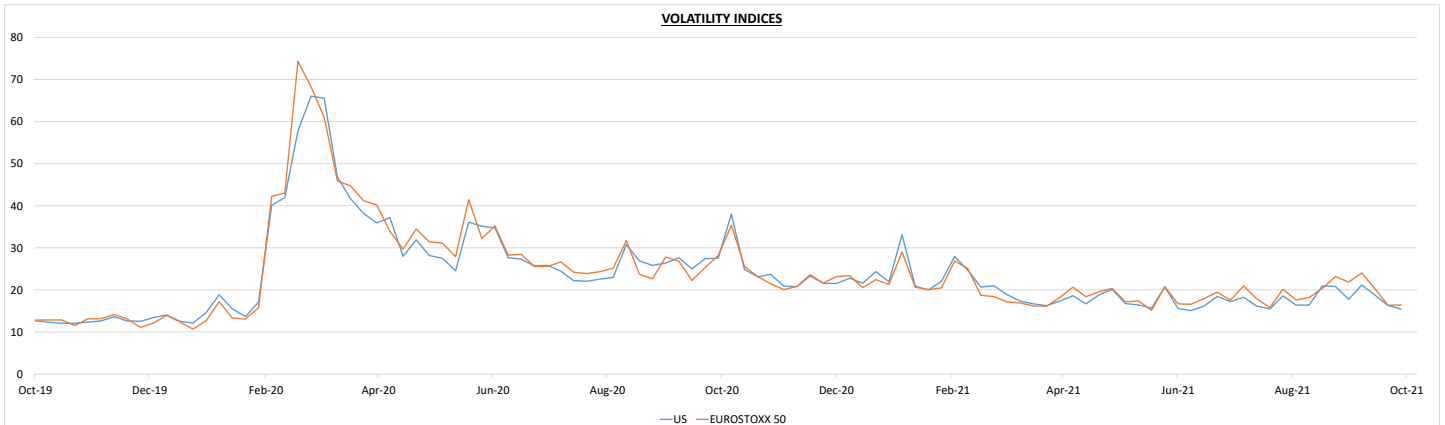
	Last Price	1 Day % Change	1 Week % Change	Year to Date % Change
EURCHF	1.06731	-0.06%	0.49%	1.30%
GBPUSD	1.3783	0.20%	0.42%	0.83%



VOLATILITY

US VOLATILITY	Last Price	1 Day % Change	1 Week % Change	Year to Date % Change
	15.430	2.80%	-5.34%	-32.18%

EUROSTOXX 50 VOLATILITY	Last Price	1 Day % Change	1 Week % Change	Year to Date % Change
	16.401	-2.09%	0.32%	-29.82%



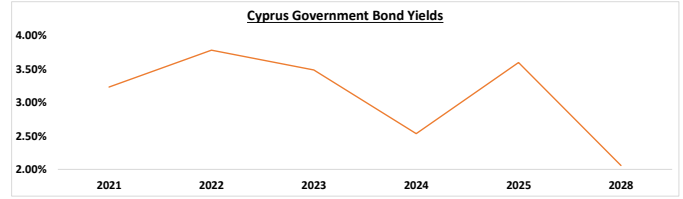
FIXED INCOME - GLOBAL

GOVERNMENT YIELDS

	Yield (2Y/10Y)	Spread (2Y/10Y)	2 Year Prices			10 Year Prices		
			1W Change (bps)	YTD Change	1Y Change (bps)	1W Change (bps)	YTD Change (bps)	1Y Change (bps)
US Treasuries	0.456 / 1.703	1.2470	136.00	-2034.00	302.00	89.00	-982.00	846.00
Japan Treasuries	-0.117 / 0.085	0.2020	-1.00	30.00	22.00	-2.00	90.00	56.00
Germany Bunds	-0.65 / -0.103	0.5470	30.00	-30.00	120.00	19.00	-342.00	465.00
Italy BTPs	-0.425 / 0.94	1.3650	50.00	-892.00	-105.00	25.00	-1799.00	138.00
UK Gilts	0.702 / 1.2	0.4980	113.00	-42.00	734.00	12.00	-75.00	918.00

FIXED INCOME - CYPRUS & GREECE

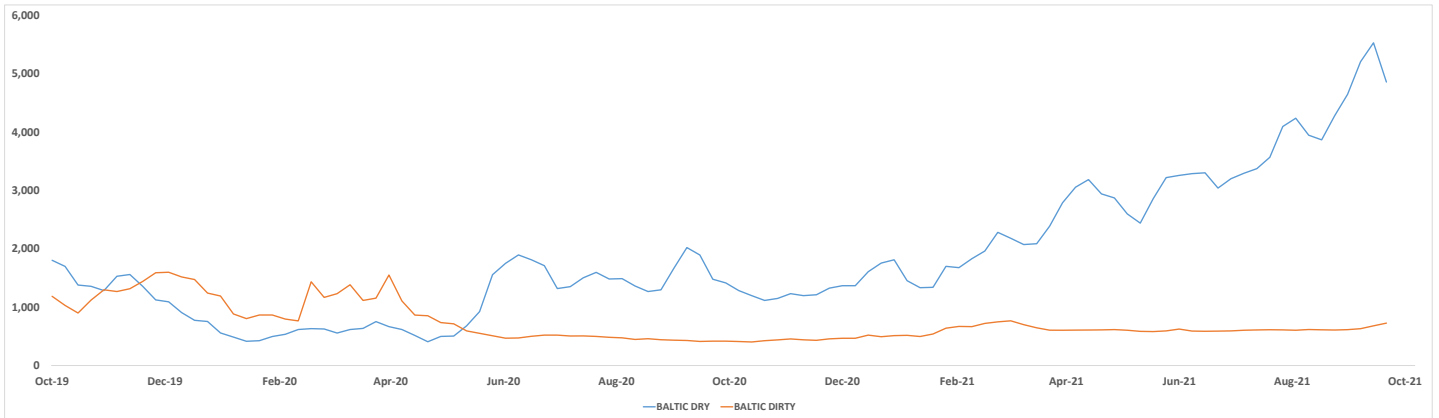
CYPRUS GOVERNMENT	Last Price	Yield %	1M Change (bps)	1Y Change (bps)
CY 3.25 15/12/21	100.54	3.23%	-12.73	-65.37
CY 3.875 06/05/22	102.40	3.78%	-13.42	-42.18
CY 3.75 26/07/23	107.51	3.49%	3.44	-39.73
CY 2.75% 27/06/24	108.48	2.53%	10.10	-41.78
CY 4.25% 4/11/25	118.09	3.60%	10.84	-23.69
CY 2.375% 25/9/28	115.37	2.06%	10.39	-14.87



GREECE	Last Price	Yield (%)	1M Change (bps)	1Y Change (bps)
GGB 3.75% 30/01/2028	120.20	3.12%	20.38	-20.14

SHIPPING

	Last Price	1 Day % Change	1 Week % Change	YTD % Change		Last Price	1 Day % Change	1 Week % Change	YTD % Change
Baltic Dry Index	4410	-5.22%	-9.15%	222.84%	Dirty Tanker	768	1.72%	5.79%	64.81%
Clean Tanker	566	-0.88%	2.91%	47.01%	Supramax	3584	-1.10%	0.22%	244.95%



COMMODITIES

ENERGY	Price	1D Change (%)	1W Change (%)	YTD Change (%)	AGRICULTURE	Price	1D Change (%)	1W Change (%)	YTD Change (%)
WTI Crude Oil	84.57	0.97%	3.53%	77.37%	Corn	538.75	0.14%	1.13%	11.31%
Brent Crude	86.27	0.87%	2.30%	69.99%	Coffee	199.85	-1.70%	-1.75%	55.83%
METALS									
Gold	1800.12	0.42%	2.00%	-5.18%					
Silver	24.532	0.86%	5.77%	-7.08%					