

WEEKLY MARKET UPDATE

04/07/2022 - 11/07/2022

This newsletter is generic and we do not accept any responsibility about the information included therein. It is for information purposes only and it does not constitute an investment advice or recommendation. The content of this newsletter is as of the date stated above and MFO Asset Management Ltd, does not assume any responsibility to update this as a result of events occurred after that date. ©2020 MFO Asset Management Ltd.

EQUITY MARKETS

US	Last Price	1 Day % Change	1 Week % Change	Year to Date % Change
S&P 500	3,899.38	-0.08%	3.01%	-18.19%
NASDAQ	11,635.31	0.12%	5.50%	-25.63%

EUROPE	Last Price	1 Day % Change	1 Week % Change	Year to Date % Change
Eurostoxx 50	3,506.55	0.52%	1.69%	-18.42%
DAX	13,015.23	1.34%	1.58%	-18.07%
FTSE 100	7,196.24	0.10%	0.38%	-2.55%

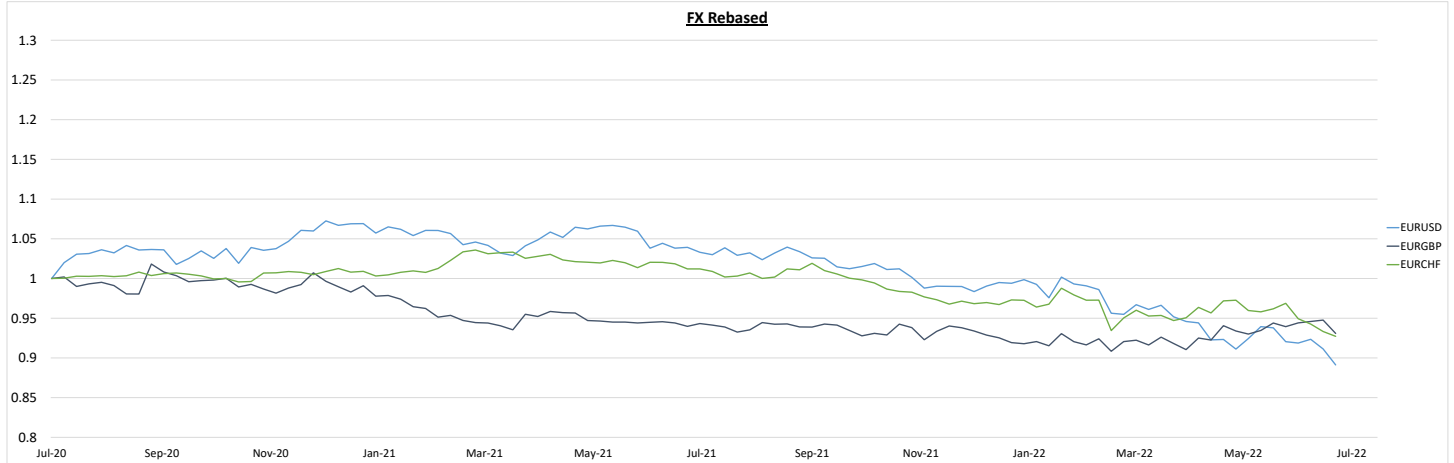
ASIA	Last Price	1 Day % Change	1 Week % Change	Year to Date % Change
Nikkei	26,843.77	1.23%	2.64%	-6.77%
Hang Seng	21,029.97	-3.20%	-3.67%	-10.12%
Shanghai	3,299.54	-1.68%	-3.11%	-9.35%



CURRENCIES

	Last Price	1 Day % Change	1 Week % Change	Year to Date % Change
EURUSD	1.0147	-0.37%	-2.64%	-10.76%
EURGBP	0.84656	-0.02%	1.71%	-0.62%

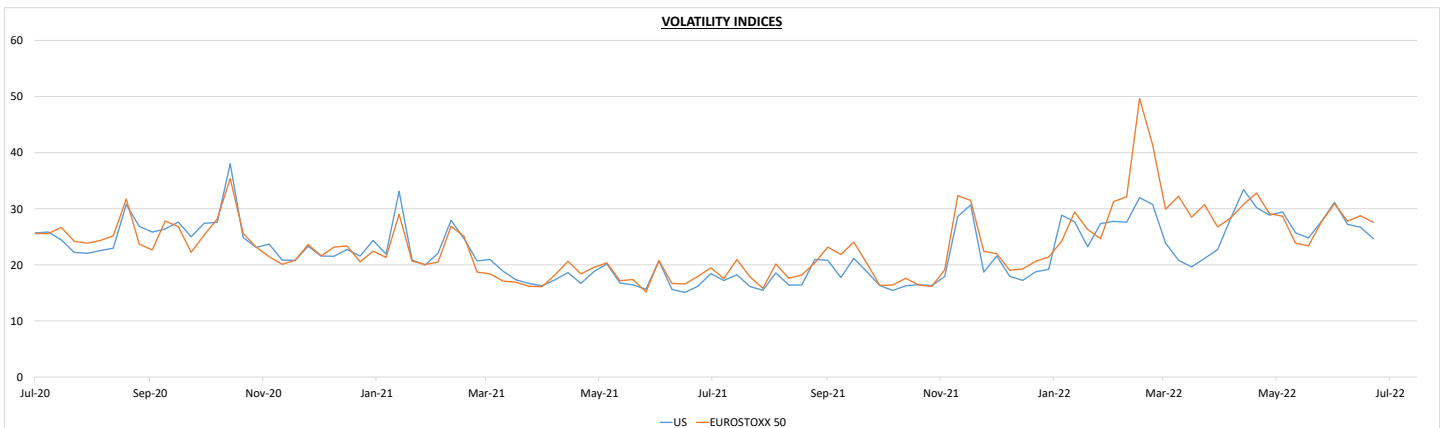
	Last Price	1 Day % Change	1 Week % Change	Year to Date % Change
EURCHF	0.99314	0.15%	0.89%	4.47%
GBPUSD	1.1986	-0.39%	-1.09%	-11.42%



VOLATILITY

US VOLATILITY	Last Price	1 Day % Change	1 Week % Change	Year to Date % Change
	24.640	-5.52%	-14.18%	43.09%

EUROSTOXX 50 VOLATILITY	Last Price	1 Day % Change	1 Week % Change	Year to Date % Change
	27.551	-2.70%	-4.21%	42.99%



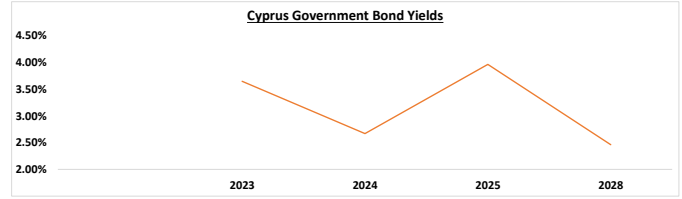
FIXED INCOME - GLOBAL

GOVERNMENT YIELDS

	Yield (2Y/10Y)	Spread (2Y/10Y)	2 Year Prices			10 Year Prices		
			1W Change (bps)	YTD Change	1Y Change (bps)	1W Change (bps)	YTD Change (bps)	1Y Change (bps)
US Treasuries	3.017 / 2.997	-0.0200	-106.00	527.00	2822.00	-206.00	312.00	1703.00
Japan Treasuries	-0.072 / 0.243	0.3150	-3.00	75.00	48.00	6.00	248.00	223.00
Germany Bunds	0.538 / 1.314	0.7760	-340.00	1158.00	1225.00	-230.00	1075.00	1622.00
Italy BTPs	1.059 / 3.3	2.2410	-371.00	592.00	1444.00	-210.00	561.00	2538.00
UK Gilts	1.798 / 2.126	0.3280	-197.00	1054.00	1725.00	-265.00	851.00	1515.00

FIXED INCOME - CYPRUS & GREECE

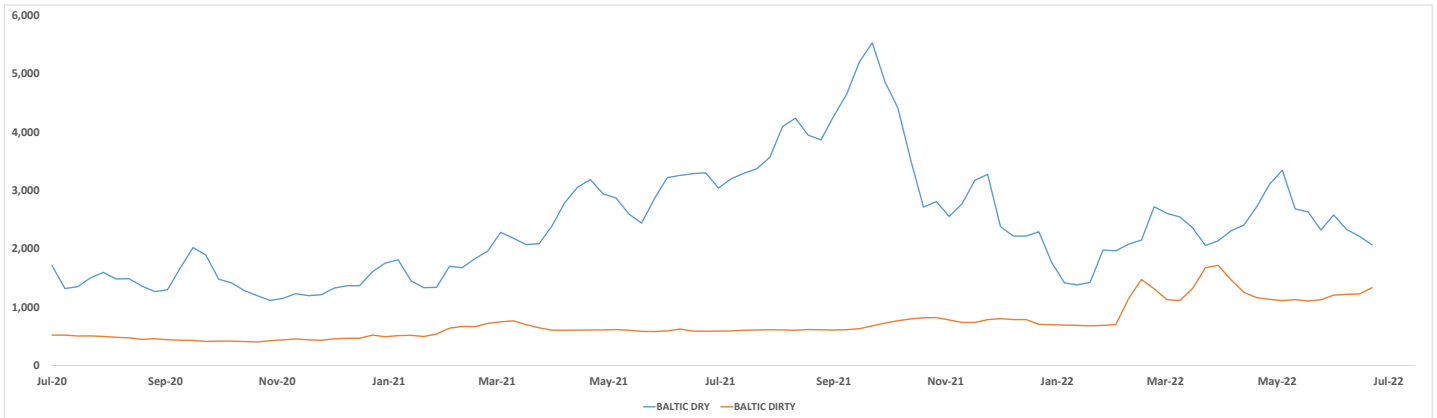
CYPRUS GOVERNMENT	Last Price	Yield %	1M Change (bps)	1Y Change (bps)
CY 3.75 26/07/23	102.80	3.65%	24.08	153.39
CY 2.75% 27/06/24	103.02	2.67%	27.28	161.11
CY 4.25% 4/11/25	107.21	3.96%	2.52	224.18
CY 2.375% 25/9/28	96.45	2.46%	27.20	294.40



GREECE	Last Price	Yield (%)	1M Change (bps)	1Y Change (bps)
GGB 3.75% 30/01/2028	102.97	3.64%	0.97	290.61

SHIPPING

	Last Price	1 Day % Change	1 Week % Change	YTD % Change		Last Price	1 Day % Change	1 Week % Change	YTD % Change
Baltic Dry Index	2067	-0.29%	-6.64%	-6.77%	Dirty Tanker	1333	3.65%	8.91%	69.59%
Clean Tanker	1406	-1.33%	-9.35%	78.43%	Supramax	2163	-1.82%	-5.55%	-5.55%



COMMODITIES

ENERGY	Price	1D Change (%)	1W Change (%)	YTD Change (%)
WTI Crude Oil	103.41	-1.32%	-4.63%	43.29%
Brent Crude	105.94	-1.01%	-6.66%	41.63%

AGRICULTURE	Price	1D Change (%)	1W Change (%)	YTD Change (%)
Corn	800	2.79%	6.03%	34.85%
Coffee	222.9	0.32%	-4.58%	-1.42%

METALS	Price	1D Change (%)	1W Change (%)	YTD Change (%)
Gold	1742.16	-0.02%	-3.65%	-4.76%
Silver	19.2242	-0.47%	-3.81%	-17.52%