

## WEEKLY MARKET UPDATE

12/07/2022 - 19/07/2022

This newsletter is generic and we do not accept any responsibility about the information included therein. It is for information purposes only and it does not constitute an investment advice or recommendation. The content of this newsletter is as of the date stated above and MFO Asset Management Ltd, does not assume any responsibility to update this as a result of events occurred after that date. ©2020 MFO Asset Management Ltd.

### EQUITY MARKETS

US	Last Price	1 Day % Change	1 Week % Change	Year to Date % Change
S&P 500	3,830.85	-0.84%	-0.61%	-19.62%
NASDAQ	11,360.05	-0.81%	-0.11%	-27.39%

EUROPE	Last Price	1 Day % Change	1 Week % Change	Year to Date % Change
Eurostoxx 50	3,511.86	1.00%	1.16%	-18.30%
DAX	12,959.81	0.74%	0.99%	-18.41%
FTSE 100	7,223.24	0.90%	0.37%	-2.18%

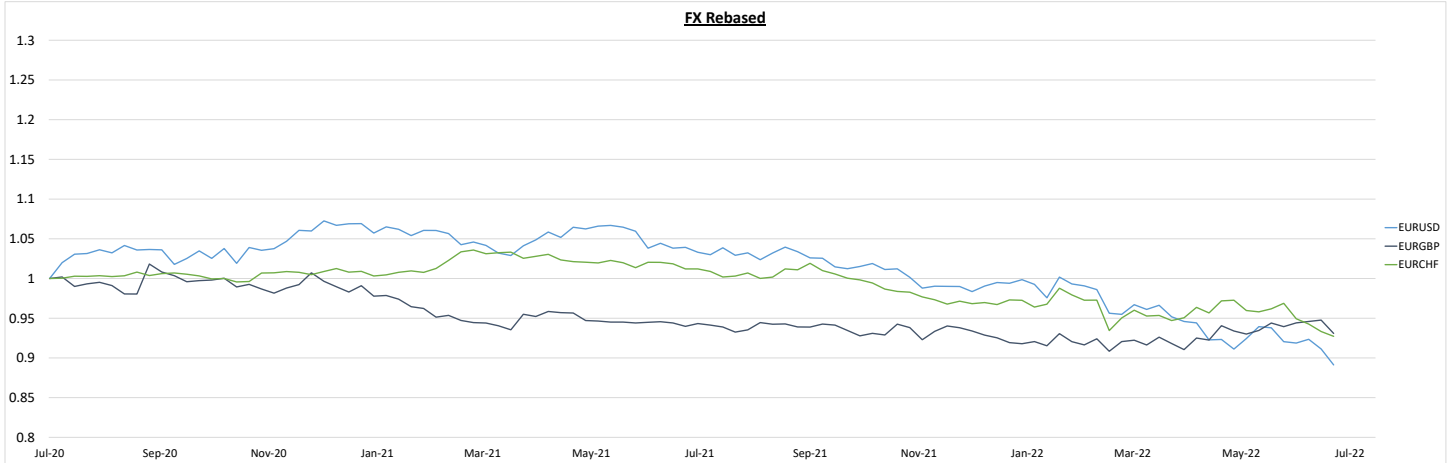
ASIA	Last Price	1 Day % Change	1 Week % Change	Year to Date % Change
Nikkei	26,950.10	0.60%	0.51%	-6.40%
Hang Seng	20,573.90	-1.31%	-1.30%	-12.07%
Shanghai	3,261.28	-0.51%	-0.62%	-10.40%



### CURRENCIES

	Last Price	1 Day % Change	1 Week % Change	Year to Date % Change
EURUSD	1.0144	0.01%	1.07%	-10.78%
EURGBP	0.84858	0.01%	-0.52%	-0.85%

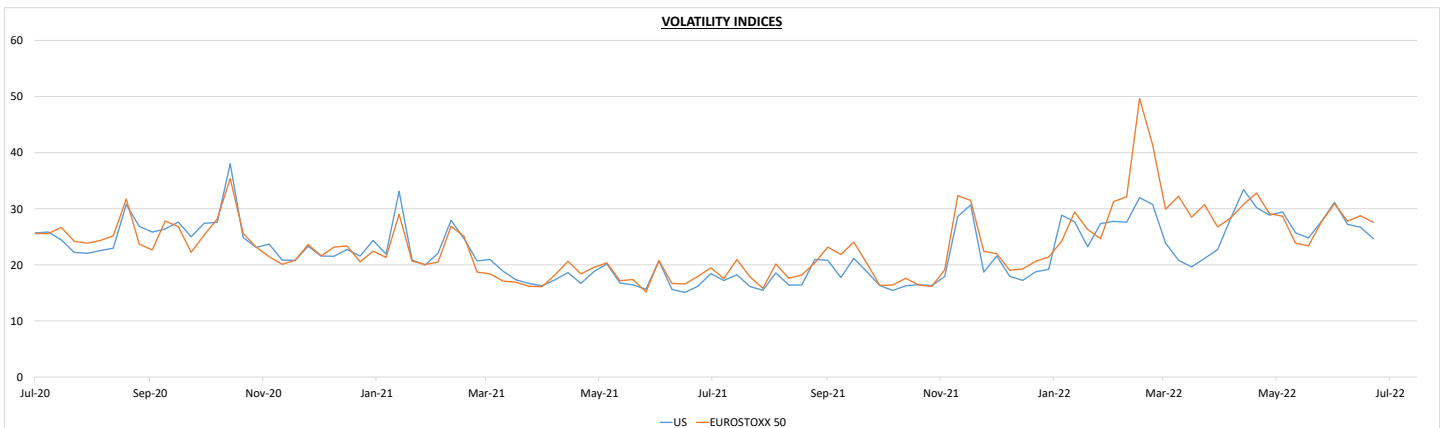
	Last Price	1 Day % Change	1 Week % Change	Year to Date % Change
EURCHF	0.99041	0.12%	-0.49%	4.76%
GBPUSD	1.1954	0.01%	0.55%	-11.66%



### VOLATILITY

US VOLATILITY	Last Price	1 Day % Change	1 Week % Change	Year to Date % Change
	25.300	4.42%	-3.32%	46.92%

EUROSTOXX 50 VOLATILITY	Last Price	1 Day % Change	1 Week % Change	Year to Date % Change
	29.064	0.85%	0.68%	50.84%



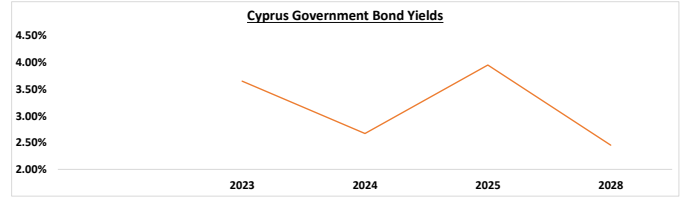
**FIXED INCOME - GLOBAL**

**GOVERNMENT YIELDS**

	Yield (2Y/10Y)	Spread (2Y/10Y)	2 Year Prices			10 Year Prices		
			1W Change (bps)	YTD Change	1Y Change (bps)	1W Change (bps)	YTD Change (bps)	1Y Change (bps)
US Treasuries	3.125 / 2.919	-0.2060	304.00	635.00	2902.00	111.00	234.00	1627.00
Japan Treasuries	-0.066 / 0.229	0.2950	-2.00	81.00	64.00	13.00	234.00	210.00
Germany Bunds	0.44 / 1.129	0.6890	20.00	1060.00	1127.00	-46.00	890.00	1484.00
Italy BTPs	1.643 / 3.266	1.6230	683.00	1176.00	2063.00	121.00	527.00	2559.00
UK Gilts	1.905 / 2.088	0.1830	249.00	1161.00	1793.00	41.00	813.00	1462.00

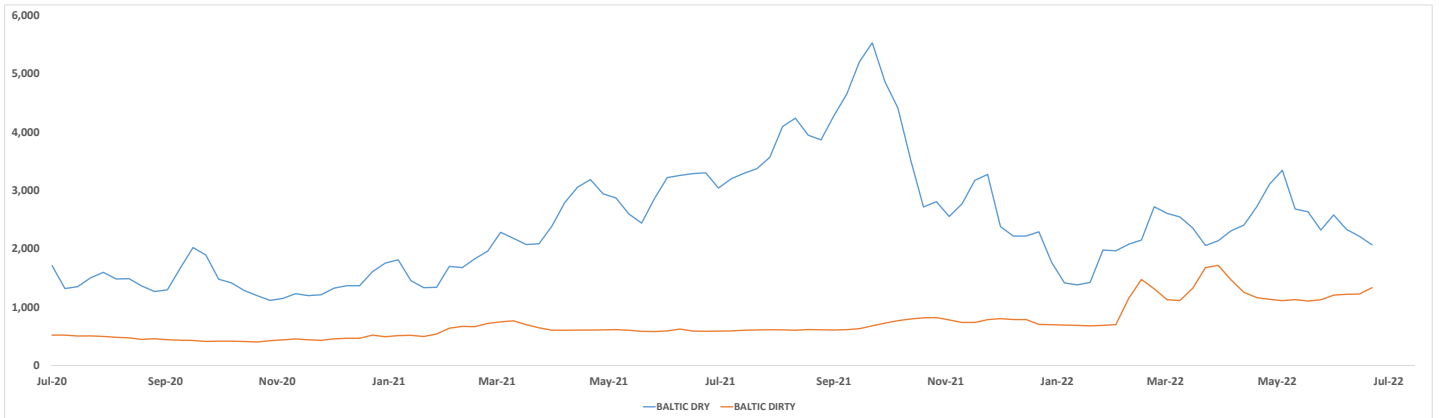
**FIXED INCOME - CYPRUS & GREECE**

	Last Price	Yield %	1M Change (bps)	1Y Change (bps)
<b>CYPRUS GOVERNMENT</b>				
CY 3.75 26/07/23	102.72	3.65%	-13.00	157.23
CY 2.75% 27/06/24	102.95	2.67%	#N/A N/A	166.50
CY 4.25% 4/11/25	107.53	3.95%	-40.07	216.05
CY 2.375% 25/9/28	96.81	2.45%	-12.42	292.67
<b>GREECE</b>				
GGB 3.75% 30/01/2028	104.05	3.60%	-23.09	275.22



**SHIPPING**

	Last Price	1 Day % Change	1 Week % Change	YTD % Change		Last Price	1 Day % Change	1 Week % Change	YTD % Change
Baltic Dry Index	2162	0.56%	3.89%	-2.48%	Dirty Tanker	1413	3.21%	3.67%	79.77%
Clean Tanker	1357	-1.81%	-3.00%	72.21%	Supramax	2037	-0.10%	-5.34%	-11.05%



**COMMODITIES**

	Price	1D Change (%)	1W Change (%)	YTD Change (%)		Price	1D Change (%)	1W Change (%)	YTD Change (%)
<b>ENERGY</b>					<b>AGRICULTURE</b>				
WTI Crude Oil	102.35	-0.24%	6.79%	41.82%	Corn	607.25	-0.82%	-17.13%	2.36%
Brent Crude	105.84	-0.40%	6.38%	41.50%	Coffee	219.1	7.56%	1.01%	-3.10%
<b>METALS</b>									
Gold	1709.81	0.03%	-0.94%	-6.53%					
Silver	18.7227	0.13%	-1.13%	-19.67%					