

## WEEKLY MARKET UPDATE

25/07/2022 - 01/08/2022

This newsletter is generic and we do not accept any responsibility about the information included therein. It is for information purposes only and it does not constitute an investment advice or recommendation. The content of this newsletter is as of the date stated above and MFO Asset Management Ltd, does not assume any responsibility to update this as a result of events occurred after that date. ©2020 MFO Asset Management Ltd.

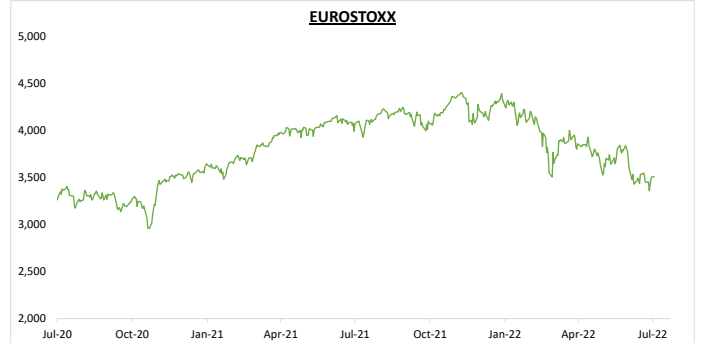
### EQUITY MARKETS

US	Last Price	1 Day % Change	1 Week % Change	Year to Date % Change
S&P 500	4,130.29	1.42%	4.26%	-13.34%
NASDAQ	12,390.69	1.88%	4.70%	-20.80%

EUROPE	Last Price	1 Day % Change	1 Week % Change	Year to Date % Change
Eurostoxx 50	3,708.10	1.53%	3.10%	-13.73%
DAX	13,484.05	1.52%	1.74%	-15.11%
FTSE 100	7,423.43	1.06%	2.02%	0.53%

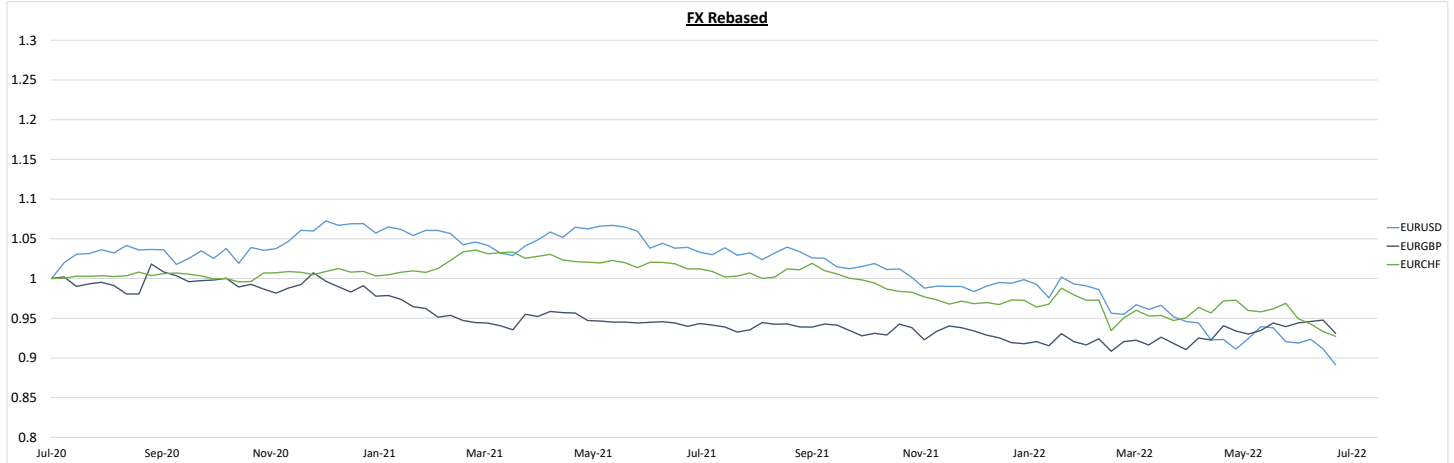
ASIA	Last Price	1 Day % Change	1 Week % Change	Year to Date % Change
Nikkei	27,975.38	0.62%	1.00%	-2.84%
Hang Seng	20,141.22	-0.08%	-2.05%	-13.92%
Shanghai	3,258.68	0.17%	0.26%	-10.47%



### CURRENCIES

	Last Price	1 Day % Change	1 Week % Change	Year to Date % Change
EURUSD	1.0223	0.03%	0.03%	-10.09%
EURGBP	0.83916	0.02%	1.11%	0.26%

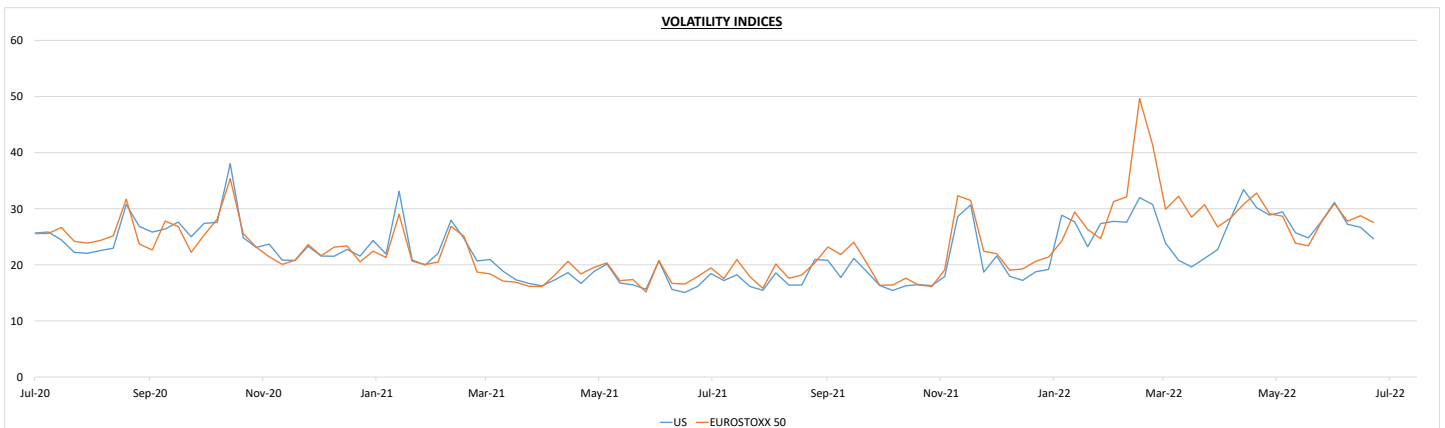
	Last Price	1 Day % Change	1 Week % Change	Year to Date % Change
EURCHF	0.9721	0.11%	1.40%	6.73%
GBPUSD	1.2182	0.09%	1.15%	-9.98%



### VOLATILITY

US VOLATILITY	Last Price	1 Day % Change	1 Week % Change	Year to Date % Change
	21.330	-4.48%	-7.38%	23.87%

EUROSTOXX 50 VOLATILITY	Last Price	1 Day % Change	1 Week % Change	Year to Date % Change
	22.305	-1.11%	-7.29%	15.76%



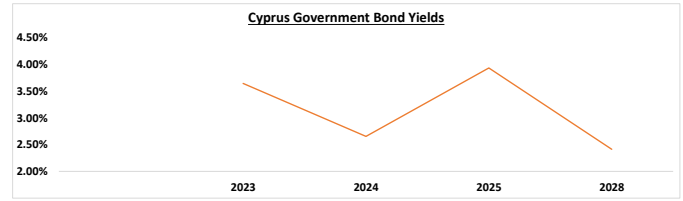
**FIXED INCOME - GLOBAL**

**GOVERNMENT YIELDS**

	Yield (2Y/10Y)	Spread (2Y/10Y)	2 Year Prices			10 Year Prices		
			1W Change (bps)	YTD Change	1Y Change (bps)	1W Change (bps)	YTD Change (bps)	1Y Change (bps)
US Treasuries	2.865 / 2.677	-0.1880	-313.00	375.00	2659.00	-310.00	-8.00	1407.00
Japan Treasuries	-0.085 / 0.199	0.2840	-19.00	62.00	48.00	-30.00	204.00	184.00
Germany Bunds	0.234 / 0.823	0.5890	-263.00	854.00	996.00	-388.00	584.00	1274.00
Italy BTPs	1.536 / 3.166	1.6300	-25.00	1069.00	1989.00	-113.00	427.00	2542.00
UK Gilts	1.691 / 1.865	0.1740	-275.00	947.00	1623.00	-290.00	590.00	1293.00

**FIXED INCOME - CYPRUS & GREECE**

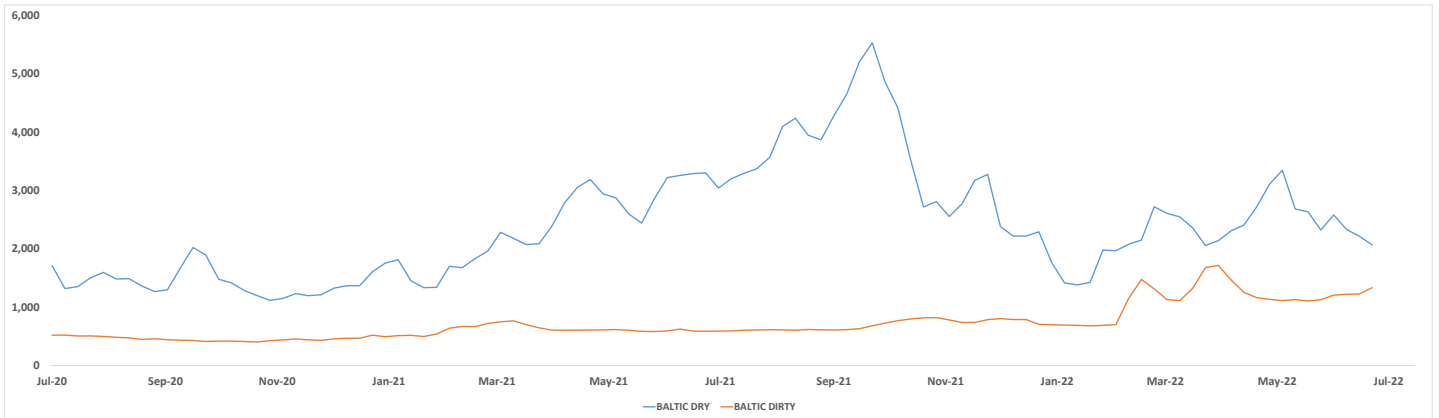
CYPRUS GOVERNMENT	Last Price	Yield %	1M Change (bps)	1Y Change (bps)
CY 3.75 26/07/23	102.87	3.65%	-45.05	134.29
CY 2.75% 27/06/24	103.56	2.66%	-54.87	134.60
CY 4.25% 4/11/25	108.02	3.93%	-32.51	205.42
CY 2.375% 25/9/28	98.40	2.41%	-43.60	271.81



GREECE	Last Price	Yield (%)	1M Change (bps)	1Y Change (bps)
GGB 3.75% 30/01/2028	107.08	3.50%	-50.85	224.03

**SHIPPING**

	Last Price	1 Day % Change	1 Week % Change	YTD % Change		Last Price	1 Day % Change	1 Week % Change	YTD % Change
Baltic Dry Index	1895	-2.57%	-11.70%	-14.52%	Dirty Tanker	1466	1.66%	-1.28%	86.51%
Clean Tanker	1363	0.96%	3.57%	72.97%	Supramax	1971	-1.60%	-5.24%	-13.93%



**COMMODITIES**

ENERGY	Price	1D Change (%)	1W Change (%)	YTD Change (%)	AGRICULTURE	Price	1D Change (%)	1W Change (%)	YTD Change (%)
WTI Crude Oil	97.6	-1.03%	0.93%	36.39%	Corn	609	-1.18%	5.00%	2.65%
Brent Crude	103.27	-0.67%	3.07%	38.97%	Coffee	217.2	-0.55%	5.08%	-3.94%
METALS									
Gold	1759.05	-0.39%	2.28%	-3.84%					
Silver	20.1335	-1.10%	9.19%	-13.62%					