

## WEEKLY MARKET UPDATE

01/08/2022 - 08/08/2022

This newsletter is generic and we do not accept any responsibility about the information included therein. It is for information purposes only and it does not constitute an investment advice or recommendation. The content of this newsletter is as of the date stated above and MFO Asset Management Ltd, does not assume any responsibility to update this as a result of events occurred after that date. ©2020 MFO Asset Management Ltd.

### EQUITY MARKETS

US	Last Price	1 Day % Change	1 Week % Change	Year to Date % Change
S&P 500	4,145.19	-0.16%	0.36%	-13.03%
NASDAQ	12,657.55	-0.50%	2.15%	-19.10%

EUROPE	Last Price	1 Day % Change	1 Week % Change	Year to Date % Change
Eurostoxx 50	3,725.39	-0.78%	0.47%	-13.33%
DAX	13,573.93	-0.65%	0.67%	-14.55%
FTSE 100	7,439.74	-0.11%	0.22%	0.75%

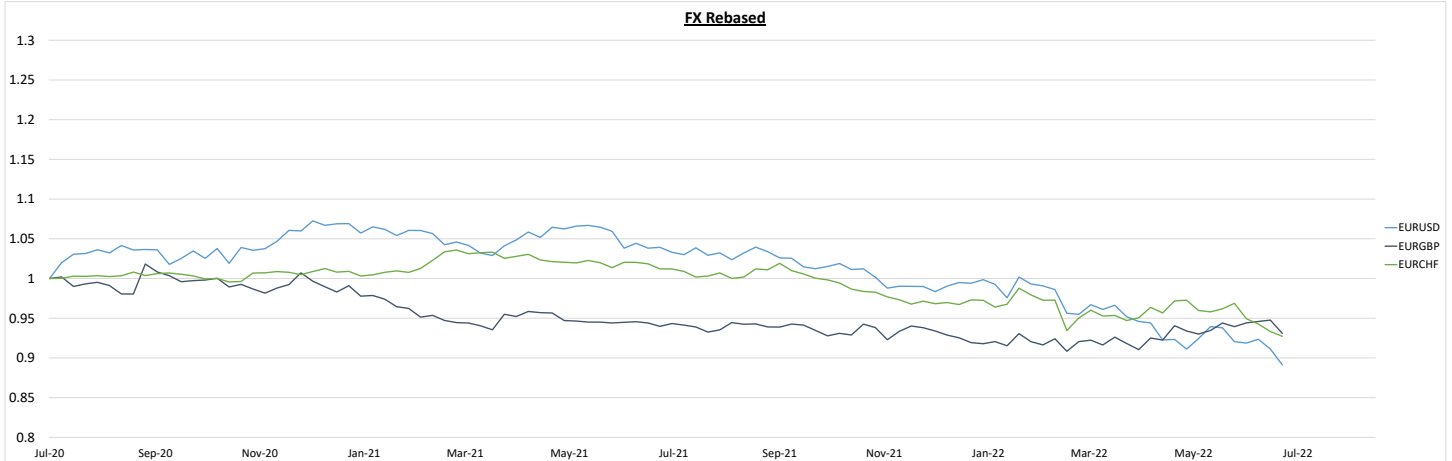
ASIA	Last Price	1 Day % Change	1 Week % Change	Year to Date % Change
Nikkei	28,271.46	0.34%	0.99%	-1.81%
Hang Seng	20,054.28	-0.73%	-0.55%	-14.29%
Shanghai	3,231.75	0.15%	-0.87%	-11.21%



### CURRENCIES

	Last Price	1 Day % Change	1 Week % Change	Year to Date % Change
EURUSD	1.0186	0.03%	-0.74%	-10.41%
EURGBP	0.84356	-0.01%	-0.71%	-0.26%

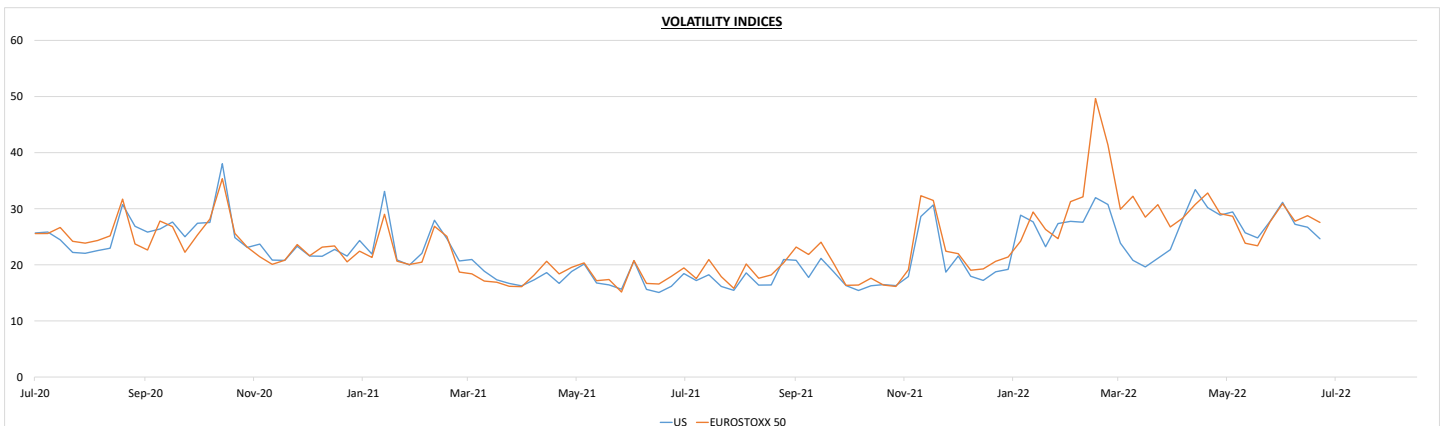
	Last Price	1 Day % Change	1 Week % Change	Year to Date % Change
EURCHF	0.97926	0.03%	-0.50%	5.95%
GBPUSD	1.2075	0.02%	-1.43%	-10.77%



### VOLATILITY

US VOLATILITY	Last Price	1 Day % Change	1 Week % Change	Year to Date % Change
	21.150	-1.35%	-0.84%	22.82%

EUROSTOXX 50 VOLATILITY	Last Price	1 Day % Change	1 Week % Change	Year to Date % Change
	22.854	1.79%	2.46%	18.61%



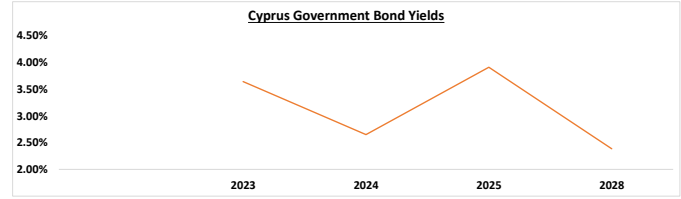
FIXED INCOME - GLOBAL

GOVERNMENT YIELDS

	Yield (2Y/10Y)	Spread (2Y/10Y)	2 Year Prices			10 Year Prices		
			1W Change (bps)	YTD Change	1Y Change (bps)	1W Change (bps)	YTD Change (bps)	1Y Change (bps)
US Treasuries	3.046 / 2.689	-0.3570	27.00	556.00	2846.00	-109.00	4.00	1465.00
Japan Treasuries	-0.101 / 0.171	0.2720	-19.00	46.00	35.00	-20.00	176.00	168.00
Germany Bunds	0.324 / 0.8	0.4760	-71.00	944.00	1104.00	-215.00	561.00	1300.00
Italy BTPs	1.215 / 2.928	1.7130	-422.00	748.00	1720.00	-354.00	189.00	2399.00
UK Gilts	1.821 / 1.887	0.0660	11.00	1077.00	1733.00	-47.00	612.00	1364.00

FIXED INCOME - CYPRUS & GREECE

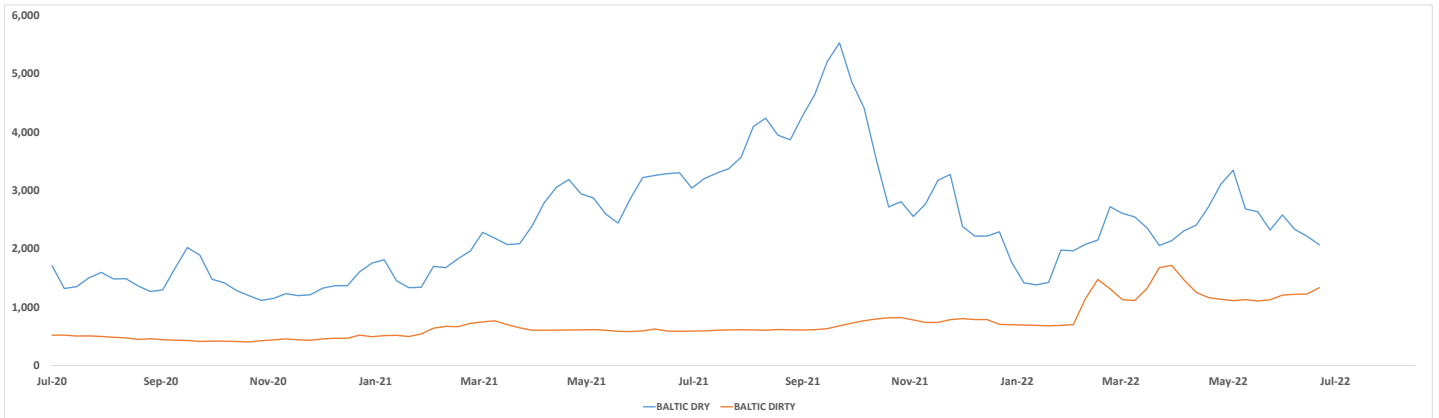
CYPRUS GOVERNMENT	Last Price	Yield %	1M Change (bps)	1Y Change (bps)
CY 3.75 26/07/23	102.96	3.64%	-38.69	115.83
CY 2.75% 27/06/24	103.75	2.65%	-45.00	124.78
CY 4.25% 4/11/25	108.66	3.91%	-49.34	185.95
CY 2.375% 25/9/28	99.55	2.39%	-55.50	253.63



GREECE	Last Price	Yield (%)	1M Change (bps)	1Y Change (bps)
GGB 3.75% 30/01/2028	106.48	3.52%	-68.88	240.72

SHIPPING

	Last Price	1 Day % Change	1 Week % Change	YTD % Change		Last Price	1 Day % Change	1 Week % Change	YTD % Change
Baltic Dry Index	1560	-2.68%	-17.68%	-29.63%	Dirty Tanker	1448	0.77%	-1.23%	84.22%
Clean Tanker	1404	0.93%	3.01%	78.17%	Supramax	1700	-2.69%	-13.75%	-25.76%



COMMODITIES

ENERGY	Price	1D Change (%)	1W Change (%)	YTD Change (%)	AGRICULTURE	Price	1D Change (%)	1W Change (%)	YTD Change (%)
WTI Crude Oil	89.28	0.30%	-4.91%	24.76%	Corn	607.75	-0.41%	0.12%	2.44%
Brent Crude	95.26	0.36%	-4.77%	28.19%	Coffee	209.45	-4.49%	-3.57%	-7.36%
METALS									
Gold	1773.95	-0.09%	0.10%	-3.02%					
Silver	19.9359	0.20%	-2.10%	-14.47%					